
Comparison and Evaluation of International e-Government Benchmarking Studies

- ❑ This **comparative research** analyses **16 international e-government benchmarking (IEGB) studies** completed between 2001 and 2017
- ❑ Identifies the **common points** and the differences with respect to **22 different criteria**
- ❑ The research identifies:
 - The **mostly covered areas**,
 - The **common benchmarking criteria** and their prioritizations,
 - Scope of application,
 - The most preferred **collaboration channels**,
 - The preferred **methodologies**,
 - The differences between benchmarking approachesby analyzing benchmarking reports and methodologies.

Mustafa AFYONLUOGLU (*PhD Candidate*)

Dr. Ali Ziya ALKAR

Hacettepe University Electrical & Electronics Engineering Dept. Ankara, Turkey

Comparison and Evaluation of International e-Government Benchmarking Studies

RESEARCH QUESTIONS

RQ1: Which **focus stages** are mostly covered by IEGB studies?

RQ2: What is the **common benchmarking criteria** in IEGB studies?

RQ3: **How wide** (scope of) benchmarking is applied?

RQ4: What is the **most preferred collaboration channels**?

RQ5: **Which methodologies** are preferred in general?

GOAL of STUDY

1. **Improve the benchmarking methodologies** for future studies
 2. Identify the **main areas to help the e-government development** in the countries
 3. Guide the prospective researchers to prepare a **framework for increasing e-government maturity**
-

Comparison and Evaluation of International e-Government Benchmarking Studies

METHODOLOGY (M), RESEARCH PLAN and SEARCH STRATEGY (SS)

M1. Identify global actors and their reports on IEGB related to RQ's with the following **search strategies (SS):**

SS1: **Publications/reports/documents** of intergovernmental/international and supranational organizations and universities that deal with IEGB.

SS2: Desktop research on the internet about the **reports, researches** and **books** on IEGB to fill out the gaps in previously mentioned reports.

SS3: Contacting with the **central government bodies** that are responsible for data about IEGB for details.

SS4: Contacting with the **national delegations** of IEGB in international decision-making meetings in order to provide information about benchmarking issues.

SS5: Desktop research of **academic papers**.

M2. Prepare an **inventory of all publications** (found in SS1) applicable to IEGB studies.

M3. Prepare a **criteria list** that will be applied to all benchmarking studies.

M4. **Fill out** the criteria list by using the last published benchmarking study/report.

M5. Prepare **comparison table** that answer the research questions.

Comparison and Evaluation of International e-Government Benchmarking Studies

Global Actors and Their Publications on IEGB (M1 & M2)

CATEGORY Report Publication Year	ACTIVE ORGANIZATIONS					RELATED ORGANIZATIONS							INACTIVE ORGANIZATIONS			
	WEF	WU	EU	UN	OECD	WB	Deloitte	Accenture	EIU	RUTGERS&SU	ITU	AAO	BU	SIBIS	AAO	DEEDS
2001	●		●	●				●					●	●		
2002	●		○	○				●					●	●		
2003	●		●	●				●	●	●			●	●		●
2004	●		●	●		●		●	●	○		●	●	○		○
2005	●	●	○	●		●		●	●	●		○	●	○		○
2006	●	●	●	○	●	●		●	●	○		○	●	○		○
2007	●	●	●	○	●	●	●	●	●	●		○	●	○		○
2008	●	●	○	●	○	●	●	○	●	○	●	○	○	○		○
2009	●	●	●	○	●	●	●	●	●	●	○	○	○	○		○
2010	●	●	●	●	○	●	●	○	●	○	●	○	○	○		○
2011	●	●	○	○	●	●	●	○	○	○	●	○	○	○	●	○
2012	●	●	●	●	○	●	●	○	○	●	○	○	○	○	○	○
2013	●	●	○	○	●	●	●	○	○	○	○	○	○	○	○	○
2014	●	●	●	●	○	●	●	●	○	●	○	○	○	○	○	○
2015	●	●	●	○	●	●	●	○	○	○	○	○	○	○	○	○
2016	●	●	●	●	○	●	●	○	○	●	○	○	○	○	○	○
2017	○	○	○	○	○	●	○	○	○	○	○	○	○	○	○	○
TOTAL PUBLICATIONS	16	12	11	9	6	14	10	9	8	7	3	1	7	3	1	1

Legend: ● Publication ○ No Publication ○ Discontinued Study ● Publication only once

Comparison and Evaluation of International e-Government Benchmarking Studies

Global Actors and Their Publications on IEGB (M1 & M2)

CATEGORY Report Publication Year	ACTIVE ORGANIZATIONS					RELATED ORGANIZATIONS							INACTIVE ORGANIZATIONS			
	WEF	WU	EU	UN	OECD	WB	Deloitte	Accenture	EIU	RUTGERS&SU	ITU	AAO	BU	SIBIS	AAO	DEEDS
2001	●		●	●				○					●	●		
2002	●		○	○				●					●	●		
2003	●		●	●				●	●	○			●	●		●
2004	●		●	●		●		●	●	○		●	●	○		○
2005	●	●	○	●		●		●	●	●		○	●	○		○
2006	●	●	●	○	●	●		●	●	○		○	●	○		○
2007	●	●	●	○	●	●	●	●	●	●		○	●	○		○
2008	●	●	○	●	○	●	●	○	●	○	●	○	○	○		○
2009	●	●	●	○	●	●	●	●	●	○		○	○	○		○
2010	●	●	●	●	○	●	●	○	●	○		○	○	○		○
2011	●	●	○	○	●	●	●	○	○	○	●	○	○	○	○	○
2012	●	●	●	●	○	●	●	○	○	●		○	○	○		○
2013	●	●	○	○	●	●	●	○	○	○		○	○	○		○
2014	●	●	●	●	○	●	●	○	○	●		○	○	○		○
2015	●	●	●	○	●	●	●	○	○	○		○	○	○		○
2016	●	●	●	●	○	●	●	○	○	●		○	○	○		○
2017	○	○	○	○	○	●	○	○	○	○		○	○	○		○
TOTAL PUBLICATIONS	16	12	11	9	6	14	10	9	8	7	3	1	7	3	1	1

Legend: ● Publication ○ No Publication ○ Discontinued Study ● Publication only once

Comparison and Evaluation of International e-Government Benchmarking Studies

CRITERIA LIST (M3 & M4)

1. Benchmarking Target

★ 2. Country Coverage

★ | First Benchmarking Year

★ 3. Number of Published Reports

★ 4. Benchmarking Period

★ Last Benchmarking Year

5. Report Language(s)

6. Category of Benchmarking Organization

7. Focus Stage(s)

8. Number of Pillars / Sub Indexes

9. Number of Indicators

10. Measured Values (Main and Sub index/categories/axis)

11. Open Criteria List

★ Open Benchmarking Data to Public

★ 12. Has Transparent Methodology ?

13. Has Uninterrupted Report Period ?

14. Has Stable Country Attendance ?

★ 15. Has Regional Evaluation ?

★ 16. Has GDP Considered Comparisons ?

Cooperation Ecosystem Level

★ 17. Has Coop. With Countries?

★ 18. Has Coop. With Private Sector?



19. Has Coop. With Academy?

20. Has Coop. With Universities?

★ 21. Has Coop. With International Organizations?

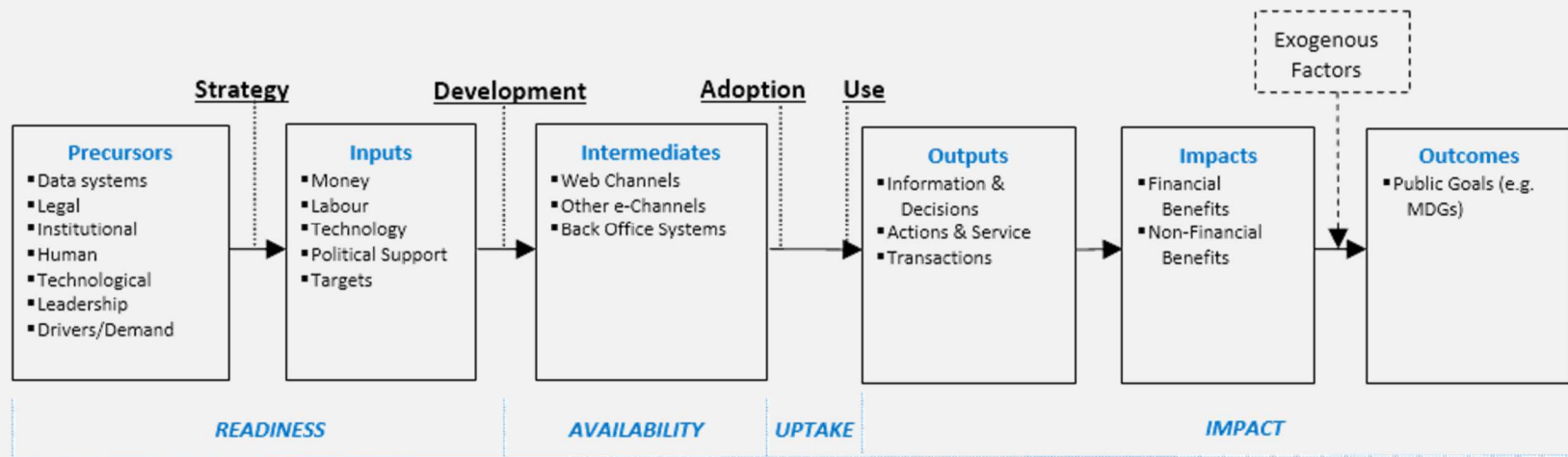
22. Has other Cooperations?

LEGEND

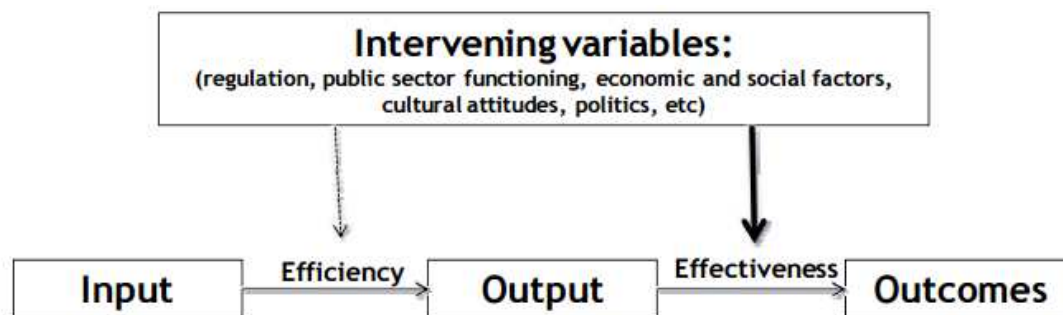
 Indirect / Derived Criteria
 Extra Criterion for RQ2

★ Common Benchmarking Criteria (RQ2)

Comparison and Evaluation of International e-Government Benchmarking Studies

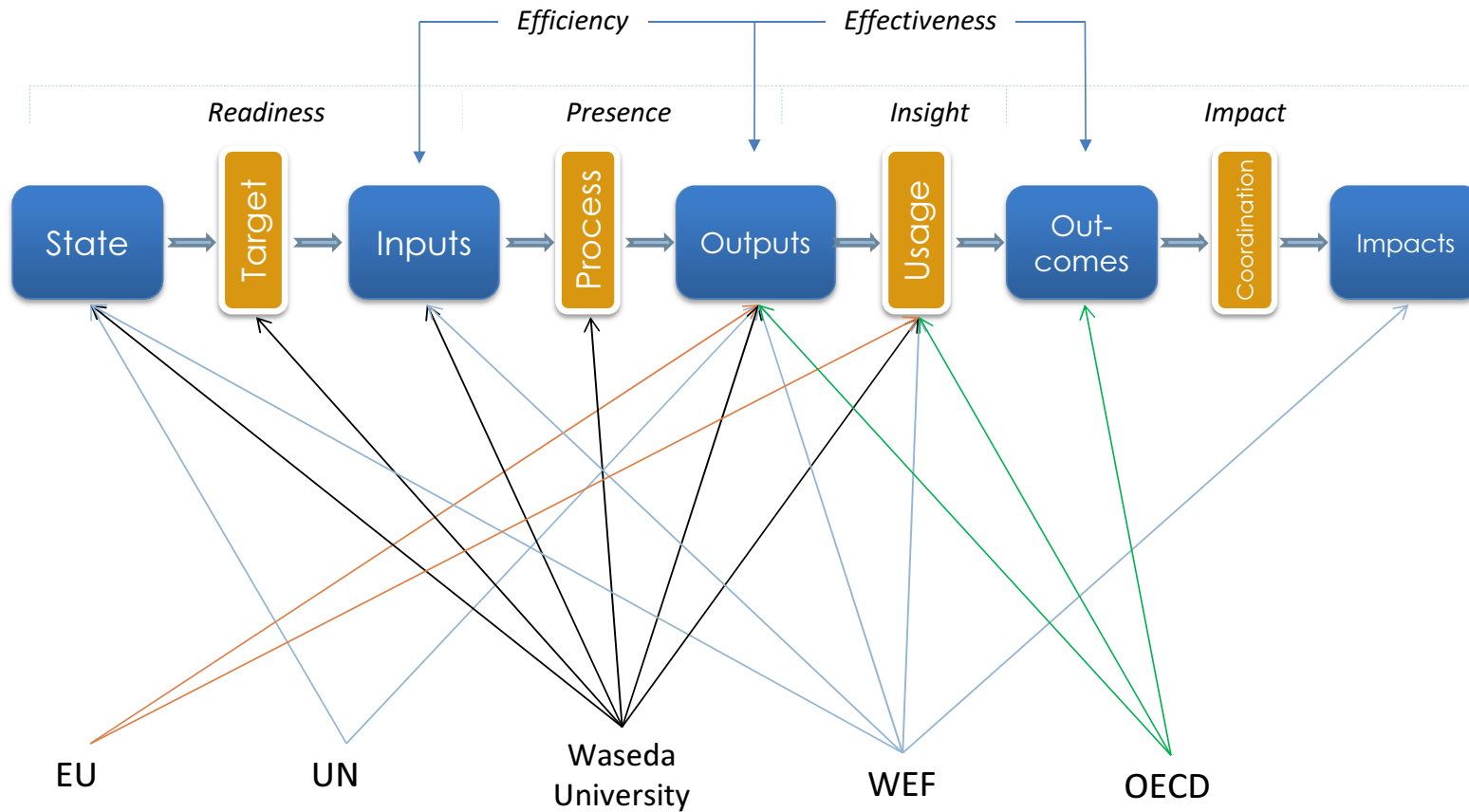


E-government Value Chain (Heeks et al 2006)



Public Sector Measurement (Codagnone and Arne Undheim et al 2008)

Comparison and Evaluation of International e-Government Benchmarking Studies

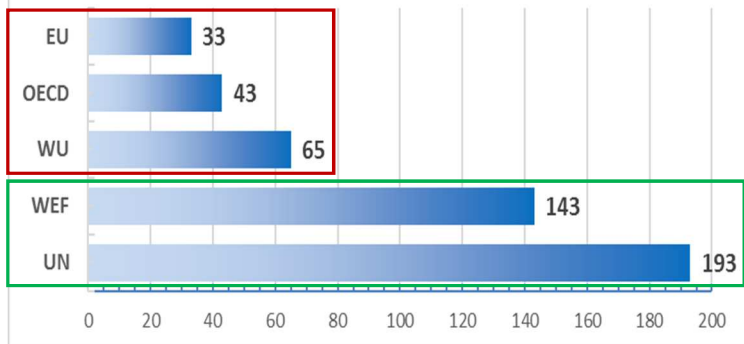


Comparison and Evaluation of International e-Government Benchmarking Studies

RQ1 Focus Stages

	UN	EU	WEF	OECD	WU	Total out of 5 Studies
Efficiency						0
Coordination						0
Process					●	1
Impact			●			1
Outcomes				●		1
Target					●	1
Input			●		●	2
State	●		●		●	3
Usage		●	●	●	●	4
Output	●	●	●	●	●	5

RQ3 Country Coverage of Study



RQ4 Cooperation: 1. Countries 2. International Organizations

RQ2 COMMON BENCHMARKING CRITERIA

	WEF	EU	UN	WU	OECD
Open Criteria List	✓	✓	✗	✓	✓
Open Benchmarking Data to Public	✗	✗	✗	✗	✓
✓ Transparent Methodology	✓	✓	✓	✓	✓
Cover more than 100 Country	✓	✗	✓	✗	✗
✓ 15+ Years of Benchmarking Experience	✓	✓	✓	✗	✗
✓ Coop. With Countries	✓	✓	✓	✓	✓
Coop. With Private sector	✓	✓	✓	✗	✗
Coop. With International Org.	✓	✗	✓	✗	✗
✓ Regional Evaluation	✓	✓	✓	✓	✓
✓ GDP Consideration	✓	✓	✓	✓	✗
Yearly Benchmarking	✓	✓	✗	✓	✗
Report on 2016	✓	✓	✓	✓	✗
COMBINED POINT	11	9	9	7	5

RQ5

Common Indexes	Usage	Organizations					
Infrastructure	6	UN	EU	WU	WU	WEF	WU
e-Service Usage	4	EU	WU	WEF	OECD		
Transparency	3	EU	WU	OECD			
Efficiency-Effectiveness	2	EU	WU				
Online Services	2	UN	WU				
Human Capital	2	UN	WEF				
Impact	1	WEF					
Participation	1	WU					
Performance	1	OECD					
Social Media	1	OECD					
Ecosystem	1	WEF					
Superstructure	1	WU					
Privacy and Security	1	WU					
User Centricity	1	EU					

Comparison and Evaluation of International e-Government Benchmarking Studies

CONCLUSION

1. For active 5 out of 16 well-known IEGB studies (UN, EU, OECD, WEF and WU):

- Focus is mainly on “**output**” and “**usage**” of benchmarking framework for E-government
- Weakest point is “**openness**” on benchmarking data
- Common benchmarking criteria: “**cooperation with countries**”, “**regional evaluation**”, “**transparent methodology**”, “**GDP consideration**”
- Technical categories are the most preferred (“**Infrastructure**” and “**e-Service Usage**”)
- Human-focused categories are very weak (“**human capital**” and “**user centrality**”)
- Most important topics are NOT included (“ **privacy** ” and “ **security** ”) in IEGB
- Following trends are NEVER benchmarked:
 - “**usage** of e-services by citizens”, “**governance model** of e-government”, “**benefits** of e-services”, “**satisfaction**”

NEXT STEPS

1. National framework should include **above findings for priority** and also **add red-marked fields for full integrity**
2. New benchmarking improvements should consider **red-marked fields**

Comparison and Evaluation of International e-Government Benchmarking Studies

THANK YOU

Mustafa AFYONLUOGLU

Hacettepe University Electrical & Electronics Engineering Dept. Ankara, Turkey

mustafa.afyonluoglu@hacettepe.edu.tr